

Friendship and Forgiveness

Dear Teacher,


A few years ago, a major league baseball player became a media sensation simply because he showed up for every game to do his job. Because our culture doesn't have very high expectations of sports stars, it became a big deal that the player had perfect attendance!

Today's Bible story shows us the beauty of doing more than is expected—both on the part of the four friends and also on the part of Jesus Himself! Helping others may sometimes require courage and creativity as we follow Jesus' example to go beyond what is expected in showing love.

For me, the times others have gone out of their way to help me are memories that I treasure. And they motivate me to want to take extra measures in helping others. But the abundant love of Jesus is the real life changer! There is no way to pay back His love. We can only live a life of love in grateful response to the way that Christ has loved us.



Mary Davis
Senior Editor




Big Idea

Jesus' example shows me how to go beyond what is expected in helping others.



Action Plan

Describe ways to meet needs in expected and unexpected ways.



Bible Verse

"Be imitators of God, therefore, as dearly loved children and live a life of love, just as Christ loved us."
Ephesians 5:1-2

Connecting You to Jesus

Jesus' healing of the paralyzed man gives us a complete picture of how Jesus intervenes in our lives. Jesus, God's Son, not only healed the man's legs, but healed the man's soul as well. The healed man was a living witness to Jesus' power over sin. We, too, when we believe in Jesus, can be forgiven of our sin and be witnesses of His power in our lives.



LESSON MATERIALS

- The basics (see contents)
- Roll of duct tape
- Get Thinking—duct tape, string, newspaper
- Story Starter—Ping-Pong balls
- Materials for Art or Game activity (see pp. 64-65)

Lesson Extras!



1. Help your kids learn the order of the New Testament books by playing Order Up. Use only the first 16 books of the New Testament for this lesson.



2. Students discover more about today's Bible story by completing "Who Forgives?" puzzle.

3. Show "Lesson 6: Smooth Movin' " on

Creative Clips DVD. Those were some pretty goofy moves. But how can we copy Jesus' moves? How can we follow God's example? What are some things Jesus did in the Bible that we can do, too?



Get Thinking



(10-15 minutes)

Welcome students and help them begin to think about today's Big Idea.

Duct-Tape Models

Give students duct tape, string, scissors and newspapers. Students use the materials to create models of things that could be helpful to someone else (hats, parachutes, etc.). Invite students to be creative when making models.



Big Idea

Jesus' example shows me how to go beyond what is expected in helping others.

Connect:

- How can what you are making help someone else?
- When has someone needed to help you?
- You've thought of good ways to help others. We're glad to help others, and we're glad when others help us, but it's even better when the help goes beyond what was expected! That's what we're talking about today!

YOU NEED

Duct tape, string, scissors, newspapers.



Get God's Word



(15-25 minutes)

Friendship and Forgiveness

Help students find Mark 2 in their Bibles. Tell the following story summary in your own words, guiding students to find answers in their Bibles.

Story Starter

Choose four volunteers to play a game. Volunteers form pairs. Give each pair of students a sheet of paper and a Ping-Pong ball. Pairs each hold two corners of the paper and place the Ping-Pong ball in the center of the paper. Students help each other walk from one side of the room to the other while trying to keep the ball on the paper. **Our teams did a great job helping each other carry the ball across the room and back. Today in our story we are going to talk about four friends who had to carry something very valuable—their friend.**

YOU NEED

Bible for yourself and each student, Lesson 6
Poster, paper, Ping-Pong balls, roll of duct tape.



STORYTELLING IDEA

As the story is told, have students pose as directed to show different actions.

Standing Room Only

Wherever Jesus went, there was plenty of excitement! On this particular day, Jesus and His friends were in Capernaum. Of course, news spread like wildfire—"Jesus is here!"

Once people found out where Jesus was, guess what happened? **Let's read Mark 2:2 to find out!** Talk about having standing room only—the house was packed, inside and out. It was wall-to-wall people! **Invite two students to stand with shoulders touching as though they are in a crowded room.**

Ripping Up the Roof

As Jesus taught the people about God, the crowd kept growing. One man who joined the crowd was paralyzed! Wait. “Paralyzed” means that he could not move! How did HE get there? Well, this man had four friends who were SURE Jesus could heal their friend! So they’d put him on a mat and carried him straight to the house where Jesus was! **Invite four students to pose as if they are picking up a fifth student.**

TIP

Invite a volunteer to read aloud the definition of “paralytic” on page 316 of *What the Bible Is All About for Kids*.

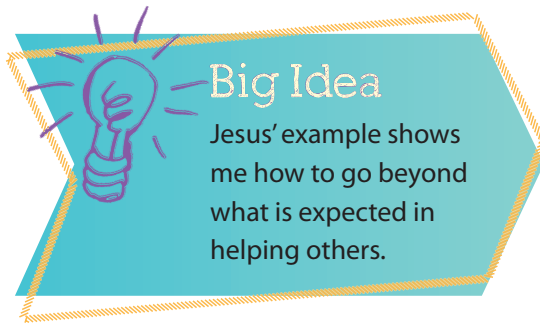
But when they got to the house, a wall of people blocked the door and filled the yard! There was no way to get their friend close to Jesus. They could have given up, but they were determined to get their friend to Jesus! **How would you have solved this problem? Read Mark 2:4. Look what they did!**

Now in those days, houses were made of woven mats of branches (called wattle) that were covered by clay (called daub). The houses were very strong, but the walls and roof could also be broken apart. So these four men carried their friend up the outside steps of the house and onto its roof. They

laid him down while they broke up the clay and branches, digging until they had a big enough hole to lower their friend down into the room, right in front of Jesus! **Invite one student to lay on the floor.**

Dust and bits of branches and clay must have been falling down into the room—probably right onto Jesus. But He was paying attention to the faith of the four men, not the dust and mess! As Jesus watched that mat coming down, He could see that these men BELIEVED He could help their friend! Jesus looked at the man lying on the mat and said, “Son, your sins are forgiven.”





Shocked and Amazed!

Who do you think was surprised by what Jesus said? Let's read Mark 2:6-7.

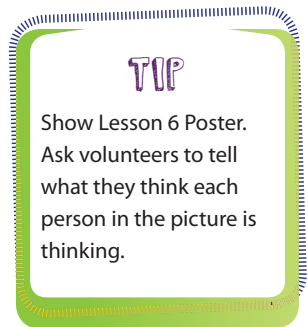
The teachers were sure they knew all about what God wanted. They considered themselves to be the protectors of the "right way" to worship and obey God. Even though they didn't say anything, they disapproved of Jesus' words. And they were right that only God can forgive sin! But what they didn't know is that Jesus is God's Son!

Jesus knew exactly what the teachers were thinking! He said, "Why are you thinking these things? Is it easier to tell this man that his sins are forgiven than it is to tell him to get up and walk?" Then Jesus said He would prove that He had the power to forgive sins. And that's just what happened! Jesus spoke to the man on the mat again. He said, "Get up! Pick up your mat and go home."

Immediately, the man's legs worked! He jumped up and picked up his mat. The wall of people that had earlier kept him out of the house now moved back to make room for him to walk out! They stared, amazed at this man who had CLEARLY been unable to walk a moment ago!

Invite student who was laying down to stand up and go back to his or her seat.

Even the teachers of the law couldn't argue about what they had seen! They praised God along with everyone else, saying, "We have never seen anything like this!"



Wrap-Up

There were lots of unexpected actions in this story! The four friends not only carried their friend to Jesus but also tore a hole in the roof! And, best of all, Jesus not only healed the man's legs but also forgave his sins! The man's needs were met in unexpected ways. Every day we can look for ways to meet the needs of others, too.

Read aloud Ephesians 5:1-2. We can follow Jesus' example and go beyond what is expected in helping people. Show roll of duct tape. People love to have duct tape around because it comes in handy when things need to be fixed! But whether we have duct tape or not, our words and our actions can meet the needs of others.

Action Plan

Describe ways to meet needs in expected and unexpected ways.

Connecting Kids to Jesus



When Jesus healed the paralyzed man and forgave his sins, He showed the powerful way in which He can help us. Jesus' words of forgiveness and His act of healing show that Jesus is truly the Son of God. When we believe in Jesus, we can ask Him to forgive us and show His power in our lives, too.



Get Talking

(25-30 minutes)

Distribute Lesson 6 *Kid Talk Cards*. Students go through the maze on Side 1 to help the friends get to Jesus. Students write at the bottom of the card the letters they pass in the maze.

- **What does it mean to be paralyzed?** (Cannot move. Cannot move arms and/or legs.)
- **What did the friends of the paralyzed man do to meet the needs of their friend?** (They carried their friend to see Jesus. They tore a hole in a roof and lowered the man down.)
- **What did the friends expect Jesus to do?** (Heal their friend.)
- **How did Jesus go beyond what was expected?** (He healed the man AND forgave his sins.)



Whiteboard Time



Divide your group in half. Describe a time a kid might need help (fell off bike, upset by a bad grade, doesn't have someone to eat lunch with, frustrated at a sport, etc.). One group tells an easy way to help. The other group tells a harder way to help. Volunteer from each group writes responses on whiteboard. Continue with other situations. **Those are great ideas!** Mention examples of ways you have observed your students helping each other.

Students look at Side 2 of *Kid Talk Cards* and read Bible verse together. Invite students to think about situations they might encounter this week. Students draw how they can go beyond what is expected in helping others. Point to picture of duct tape on Side 2 of *Kid Talk Card*. **Duct tape is a good reminder that we can meet the needs of others.**

- **What does Ephesians 5:1-2 tell us to do? Why?** (Show love for others because Jesus has loved us.)
- **When have you helped someone by meeting his or her need?**
- **When has someone helped you by going beyond what you expected?**
- **What can you do this week to follow Jesus' example in helping others?** (Try to help people in my family before they ask for help. Treat friends with respect.)

Prayer



Invite volunteers to tell prayer requests. Then pray with students about the needs and concerns they mention. Contact someone in your church office to find out prayer requests of missionaries from your church. Pray together about the requests.

Art

Ahead of time, choose an organization that helps people in need. Gather information about the organization, and add the name of the organization to the Parent Letter.

In class, tell students about the organization you have chosen for them to give to. Then give each student an envelope and a copy of Giving Ideas. Students decorate envelopes and then cut apart Giving Ideas sheet. Students place the ideas in their envelopes. Give each student a Parent Letter to place in their envelopes as well. Encourage students to take home the envelopes, give the letter to their parents and use one or more of the ideas to collect money to give to others. Next week, students bring to class money they have collected.

Connect: We can help others in lots of different ways. Which of the giving ideas sounds the most interesting to you? This week, let's look for opportunities to not only help someone but also to go beyond what is expected.

YOU NEED

One copy of Giving Ideas sheet and of Parent Letter (from CD-ROM) for each student, large envelopes, markers, scissors.

TIP

This activity will give families an opportunity to help others together. If possible, invite families to join you when you deliver the donated money to the chosen organization.



Game

Set up a table against an open wall in your room. Line up several plastic cups on the table. Cut apart Question Cards and place a card or two in each cup.

Students line up to play the game. Give the first student a Ping-Pong ball. Student tries to toss the ball into one of the cups. If the student gets ball in one of the cups, he or she then reads aloud the question inside the cup and answers the question. Continue with other students.

YOU NEED

Question Cards (from CD-ROM), plastic cups, scissors, Ping-Pong balls.

Connect: It is easy to think of a simple way to help others, but going beyond what is expected can be a challenge. Jesus went beyond what was expected, and since we want to follow His example, we can do the same. Think of ways that you can help someone this week by doing something that is unexpected.

Get Going



Direct students to look at Side 2 of their *Kid Talk Cards* again. **There is nothing better than following Jesus! Let's sing a song about following Jesus' example.** Play "Following Jesus" (track 2 on *Worship CD*), inviting students to listen or sing along. **I'll pray that we'll all find ways to go beyond what is expected in helping others this week.** Distribute Lesson 6 *Family Fridge Fun* papers as students leave.

