

# Mission Possible!

## Dear Teacher,

As a shy kid, I felt like the Great Commission was the worst duty Jesus had put on my to-do list. Tell others about Him? Scary! But I finally realized that my view was wrong: Jesus did NOT give this task as a duty; rather, He was inviting His followers to join Him in the great adventure of reconciling the world to Himself!

What could be more exciting than talking about the One you love the most? What could be more fun and fulfilling than helping people follow Jesus and live forever in amazing joy? It's a "can't keep it to myself" outflow of love!

I pray that my love might overflow into gracious actions—actions that are marked by a family likeness to Jesus.

That's not a duty—that's a delight!



*Mary Davis*  
Senior Editor



## Big Idea

Jesus gives us power and courage to help others know and love Him, too!

## Action Plan

Describe how my words and actions can help others know the good news about Jesus.

## Bible Verse

"You will receive power when the Holy Spirit comes on you; and you will be my witnesses in Jerusalem, and in all Judea and Samaria, and to the ends of the earth." Acts 1:8

## Connecting You to Jesus



The Great Commission given by Jesus not only includes a command but also a promise: “I am with you always, to the very end of the age” (Matthew 28:20). These words are significant, because they represent God’s plan for Jesus from start to finish. The prophet Isaiah told of the child who would be born and called “Immanuel” (see Isaiah 7:14). Matthew told us the meaning of “Immanuel”: “God with us” (see Matthew 1:23). From Isaiah to Matthew and then from Jesus Himself, we learn of the One sent by God to be with us and bring us salvation.




### LESSON MATERIALS

- The basics (see contents)
- Skateboard
- Get Thinking—Origami Dog Pattern and Origami Cat Pattern (from CD-ROM)
- Story Props (see p. 39)
- Materials for Art or Game activity (see pp. 44-45)

## Lesson Extras!



1. Help your kids learn the order of books in the Bible by playing Book Pass. Use the first 12 books of the New Testament for this lesson.



2. Students learn about today’s Bible story by completing “Promise Maze” puzzle.

3. Show “Lesson 4: Let’s Share” on *Creative Clips* DVD. **Sharing Jesus with**

others is a way of being generous with our faith. Today we’re talking about ways of witnessing about Jesus.



# Get Thinking



(10-15 minutes)

Welcome students and help them begin to think about today's Big Idea.

## Fold It!

Before class, make a sample of each origami shape, following the directions on the pattern pages.

Show sample origami shapes to students. Students make one or more origami shapes, following the directions on the page. Be ready to demonstrate directions as needed.



## Big Idea

Jesus gives us power and courage to help others know and love Him, too!

## Connect:

- Was it hard or easy to follow the directions?
- What might have happened if you didn't have any directions to follow? Who gives you important directions to follow?
- Jesus gave some important directions that we can read in the Bible. Today we're going to find out about those directions and what they can help us do.

## YOU NEED

One Origami Dog Pattern and one Origami Cat Pattern (from CD-ROM) for each student, several 6-inch (15-cm) squares of paper for each student, markers.



# Get God's Word



(15-25 minutes)

## Mission Possible!

Tell the following story summary in your own words, asking discussion questions as indicated.

### Story Starter

Before class, make a masking-tape line down the center of the room. **Let's play a game about the BEST news.** Have students line up by standing on the line. **If you think "I got a puppy" is the best news, jump to the right side of the line. If you think "I hit a home run" is the best news, jump to the left side of the line. Ready? 1-2-3, JUMP!** Continue activity with other news: "My dad is taking us to the beach" or "My dad is taking us to the water park"; "I get to choose where we eat dinner" or "I get to choose which game to buy." **We all have different ideas about which is the best news. In our story today, we'll find out the best news that people have been talking about for hundreds of years.** Help students find Matthew 28:16 in their Bibles. **Look in this verse to see if you can find the word that starts with M. This word tells where something exciting happened in our Bible story today.** Be ready to guide children to find the word "mountain."

### YOU NEED

Bible for yourself and each student, Lesson 4 Poster, masking tape, large sheet of paper, markers, skateboard.



### STORYTELLING IDEA

Set out a large sheet of paper (on floor, on wall or on tabletop) and collect markers. As you tell the story, draw illustrations as directed.

## Amazing Days

After He died and rose again, Jesus spent time in Jerusalem with His friends. **Draw several Bible-times buildings to represent Jerusalem.** For 40 days, Jesus and His disciples ate together, walked together and talked together. **What do you think Jesus wanted His friends to know about Himself?** Jesus wanted His friends to

understand why He had died and come back to life. He wanted them to know that when He rose from the dead, He showed everyone that He is stronger than ANYTHING, even death. Now all people could have their sins forgiven, join God's family and live forever with Him!

## Walking and Talking

When the 40 days were over, Jesus asked His friends to meet Him on the Mount of Olives. This was a hill near Jerusalem. Jesus had some important things to say to His friends. They didn't know it, but these would be Jesus' LAST words to them!

**Draw path leading out from Jerusalem.**

As the disciples walked out of the city of Jerusalem and up the hill, they must have talked about many things.


"When Jesus died, I was so sad. I thought the world would come to an end," one disciple probably said.

"Yes, but we should have realized He would rise again. He told us so many times," another one of Jesus' friends may have said.

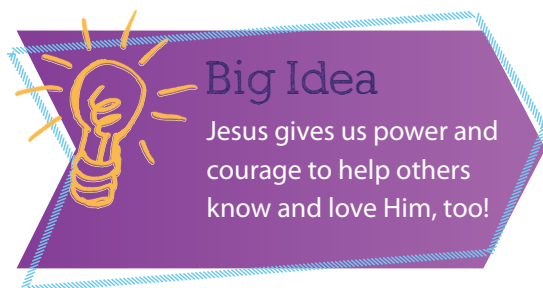
"The last 40 days have been the happiest of our lives," Matthew may have said. He'd been a tax collector, so he was pretty good at keeping track of numbers like 40 days. **If you had been walking up the mountain with the disciples, what are some things you might have remembered about Jesus?**

## Mountaintop Meeting

Finally, Jesus and His friends were gathered together at the Mount of Olives. **Draw hill at the end of the path. Draw several stick figures to represent Jesus and His friends.** If I had been there, I would have been pretty excited to hear Jesus teach again! And that's just what Jesus did! "Go and tell people from all nations about Me," Jesus said. "Show them how







to live as part of My family. Baptize them. Teach them to obey the things I have commanded you.”

**What do you think Jesus’ friends thought when they heard what Jesus said?** Jesus’ friends probably thought that this job sounded **HARD!** *He wants us to tell the WHOLE WORLD about Him?! That’s a lot of people! How do we do that?* they must have thought. But Jesus knew what they were thinking, and He knew that they would not have to do this job **ALONE**—HE would help them!

“Look,” Jesus said. “I’ll always be with you—I promise! And that promise is good until the end of time!”

Jesus explained that He wanted His followers to teach about Him first in Jerusalem and then in Judea and then in Samaria—and to keep telling until **EVERYONE** knew the good news about Jesus! **Draw three arrows extending out from Jerusalem, making each arrow longer.** Jesus promised that God would send His Holy Spirit to guide the disciples and give them power and courage to tell the good news of Jesus. “Wait in Jerusalem until you receive this power,” Jesus said.

## Jesus Leaves

After Jesus said this, something **ASTONISHING** happened! Jesus began to rise up into the air! His friends stared with open mouths as Jesus rose higher and higher and then disappeared into a cloud.

They were still staring when two angels appeared. The angels said, “Men of Galilee, why are you staring up at the sky? Jesus has gone to heaven. But one day, He will return in the same way you saw Him go!”

### TIP

Show Lesson 4 Poster and ask students to tell what the disciples might be thinking or feeling.

### TIP

Read and show the definition of the word “ascend” on page 294 in *What the Bible Is All About for Kids*.

**Draw a line on the path back to Jerusalem.** Jesus' friends walked back to Jerusalem, still amazed. They obeyed Jesus and waited in Jerusalem. And soon, the Holy Spirit came. Now the disciples had the power Jesus had talked about! They began telling EVERYONE about Jesus, just as Jesus had said to do! As they traveled and told people about Jesus, MANY people joined God's family! YES! With the power of God's Spirit and with Jesus' promise to always be with them, this big job could be done!

### Wrap-Up

**What an amazing ending to Jesus' life on Earth! But Jesus' story didn't end when Jesus went back to heaven. Ever since then, people have been telling others, or witnessing, about Jesus. That's what today's Bible verse tells us to do. Read aloud Acts 1:8.**

**Every day we go to different places. We ride in cars or buses, we walk, and sometimes we might ride skateboards! Show skateboard. But no matter how we get wherever we go, Jesus is with us, giving us courage and power so that our words and actions can help others know the good news about Him.**


### Action Plan

**Describe how my words and actions can help others know the good news about Jesus.**

### Connecting Kids to Jesus



**When Jesus gave the Great Commission, He promised to always be with us. These words remind us of God's wonderful plan for Jesus. Long before Jesus was born, the prophet Isaiah said that Jesus would come and that He would be called "Immanuel," which means "God with us" (see Isaiah 7:14). Jesus is the One sent by God to be with us and bring us salvation.**



# Get Talking

(25-30 minutes)

Distribute Lesson 4 *Kid Talk Cards*. Students look at the pictures on Side 1. **When you find three pictures in a row, circle them. Can you find all five sets of pictures? The letters on the circled pictures spell words. Write the words on the blank lines to find out what Jesus wanted His followers to do.**

- What did Jesus want His disciples to do?
- What things do you think Jesus' disciples would have told others about Jesus? (The miracles they saw Him do. The things He taught them.)
- Why did Jesus think His disciples would be able to do this job? (Jesus promised to be with them. The Holy Spirit would give them power.)



## Whiteboard Time



**What do you think Jesus wants His followers today to do?** (Tell others about Jesus.) **Let's talk about how we can follow Jesus' command.** Write these words across the top of the whiteboard: "home," "school" and "neighborhood." **Let's brainstorm some ways that our words or actions at each of these places could help people know the good news about Jesus.** As students tell responses ("say 'Jesus loves you,'" "show God's love by being kind," "invite someone to church," etc.), write ideas on the whiteboard. Each student puts a check mark next to a way he or she wants to try.

Students look at Side 2 of *Kid Talk Cards*. Read Bible verse aloud together. **The verse says to tell people all over the world about Jesus.** Refer to skateboard photo. **And the skateboard reminds us to tell people in our own neighborhoods.** Invite students to write or draw what they know about Jesus and ways they can help others learn about Jesus.

- What is one important thing you know about Jesus? (He loves me. He helps me. He died to take the punishment for my sin. He hears my prayers.)
- What is your favorite thing to know about Jesus?
- What is a way to help others know that Jesus hears your prayers? (Offer to pray for them. Tell someone when Jesus has answered my prayer.)



## Prayer



Invite volunteers to tell prayer requests. Then pray with students about the needs and concerns they mention. Briefly explain that the first step to telling others about Jesus is to pray for them. **Invite Jesus to help you know the best way to show His love to each person you're praying for.**

## Art

Give each student a length of cording and a bead in each color. Student wraps one end of cord tightly with tape to make threading needle. Student strings beads in this order: yellow, gray, red, white, blue and green. Then show students how to adjust the beads so that beads are centered in the middle of the cord. Students knot the cord on either side of the beads to hold beads in place, and remove the tape from end of cord. Students knot each end of cord to keep cord from unraveling and tie ends together to make a bracelet. If time permits, student makes a second bracelet to give away.

### YOU NEED

Black cording cut into 14-inch (35.5-cm) lengths; tape; pony beads in yellow, gray, red, white, blue and green.

**Connect:** These bracelets are fun! The colors are an easy way to tell about Jesus! The yellow means God made heaven for us. Gray means sin keeps us from God and heaven—like being lost in gray fog. Red tells that Jesus' blood washes our sin away. Then we're clean in God's eyes—that's white. Blue is for water. Jesus' followers are baptized to show that they are His followers. Green is for growing in God's family. Show your bracelet to a friend and tell him or her about it.



### TIP

Students help each other tie bracelets on each other. If bracelets are tied loosely, students may be able to slip them off and on.

## Game

Play a game like Marco Polo. Blindfold a volunteer to be “It.” Volunteer stands in center of open playing area. (Note: If needed, designate boundaries for the playing area.) At your signal, kids move around the playing area until “It” calls out “I can tell about . . .” Other players respond by saying “Jesus.” When players have spoken, they stop moving. “It” continues calling out until he or she finds and tags a player. Tagged player describes a way to tell some good news about Jesus and becomes “It” for the next round.

**YOU NEED**

Blindfold.

**Connect:** Sharing the good news about Jesus is something we can be ready to do every day! We can tell about Jesus anywhere. As you grow up, you might even have the chance to go to a different country to tell about Jesus.

## Get Going



Direct students to look at Side 2 of their *Kid Talk Cards* again. **Look again at your answer for a way you can tell the good news about Jesus. Think of a person you could tell this good news to during the coming week!** Play “Pray!” (track 5 on *Worship CD*), inviting students to listen or sing along. **When we talk to God, it’s good to know that He gives us the courage and power we need to tell others about Jesus.** Distribute Lesson 4 *Family Fridge Fun* papers as students leave.

