

# Working on the Sabbath?

## Dear Teacher,


One Sunday, I watched as a visiting family arrived early to the worship service and chose a place to sit. A few moments later, a family who had attended our church for many years came and found that “their” seats were taken. Instead of finding another place to sit, they left, and the following week they made sure they arrived at church earlier. It was sad that the family missed out on seeing God at work in the visitors’ lives.

If we’re not careful, we can find ourselves in similar situations. That’s what happened to the Pharisees. They stuck to their traditions and were upset when Jesus healed someone during “their” Sabbath service. This week, examine areas of your life in which traditions or being comfortable where you are may hinder you from being a part of something wonderful that God has planned.




*Lisa Pham*

Editor



### Big Idea

Do what’s right in Jesus’ eyes, even when others don’t.



### Action Plan

Discuss situations in which people can choose to do good, and tell ways to do what’s right in Jesus’ eyes.



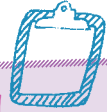
### Bible Verse

“Carry each other’s burdens, and in this way you will fulfill the law of Christ.”  
Galatians 6:2

## Connecting You to Jesus



When Jesus' actions on the Sabbath went against the established rules of the Pharisees, He showed the authority given to Him as God's Son, the Savior. When we decide to be followers of Jesus, we give Him authority over our lives, too. We choose to love Him and follow His example of loving others.




## LESSON MATERIALS

- The basics (see contents)
- Calendar
- Get Thinking—several shoes, several sheets of newspaper
- Story Starter—six sheets of newspaper
- Story props (see p. 69)
- Materials for Art or Game activity (see pp. 74-75)

## Lesson Extras!



1. Help your kids learn the main ideas of books in the New Testament by playing Content Concentration. Use only the first 20 books of the New Testament for this lesson.



2. Students discover Galatians 6:2 by completing "Alphabetical Order" puzzle.

3. God wants us to stay focused on doing what

is right in Jesus' eyes. Here's an example of what great focus looks like. Show "Lesson 7: Royal Distractions" on *Creative Clips DVD*. What are some things that distract you when you are trying to focus on doing what is right?



# Get Thinking



(10-15 minutes)

Welcome students and help them begin to think about today's Big Idea.

## Fun with Gravity

Hold up a shoe and a sheet of paper at the same height. Ask students to predict which item will hit the floor first. Students experiment to see the answer. Then repeat the experiment with the shoe and a sheet of paper crumpled into a ball.



## Big Idea

Do what's right in Jesus' eyes, even when others don't.

### Connect:

- What made the shoe and the paper fall? (The law of gravity.)
- The shape of the flat paper made it take longer to fall because air pushed up against it. But when we crumpled

### YOU NEED

Several shoes, paper.

up the paper, the paper ball and the shoe fell at the same speed. That's because gravity pulls things to the earth at the same speed.

- It's fun to find out more about how the law of gravity works! Today we're going to discover what the Bible means when it talks about the law of Christ.



# Get God's Word



(15-25 minutes)

## Working on the Sabbath?

Help students find Mark 2 in their Bibles. Tell the following story summary in your own words, guiding students to find answers in their Bibles.

### Story Starter

Choose two volunteers to do a hand challenge. Give each volunteer three sheets of newspaper. At your signal, volunteers use their nondominant hand to crumple each sheet of newspaper into a ball. After they have finished, ask, **How does your hand feel?** Volunteers answer. **When we use muscles that aren't used to working hard, it can be a challenge!** Today in our story we are going to talk about a man who had a hand that was shriveled. His hand didn't work at all! We will find out what Jesus did for him and what other people thought about it.

### YOU NEED

Bible for yourself and each student, Lesson 7 Poster, six sheets of newspaper, large bag, empty fast-food bag, piece of bread, binoculars, calendar.



### STORYTELLING IDEA

In a large bag, place an empty fast-food bag, a piece of bread and a pair of binoculars. Use items as directed.

## We're Hungry!

By now, Jesus and His friends had become pretty well known. And no matter what Jesus did or said, it seemed that there was always someone watching Him who complained, argued or even told Jesus that He was breaking a rule! Today's Bible story starts on one of those days, a day when Jesus' friends were hungry.

**Show empty fast-food bag.**

**Read Mark 2:23-24 to find out who was complaining and why.** Pharisees were men who really wanted to

### TIP

Invite a volunteer to read aloud information on page 351 in *What the Bible Is All About for Kids* to find out what kinds of grain were grown in Bible times.

make sure that they—and everyone else—obeyed the religious laws. These laws weren't what God's Word said; they were rules people had made to make sure other people wouldn't even LOOK like they were disobeying God's Word.

This time, the Pharisees' argument was over a law about not working on the Sabbath, the day each week that God had set aside for people to rest and worship Him. God's Word said that if people were hungry, they could pick food in a field as long as they ate it right then and didn't try to keep any of it. But the Pharisees' rule said that no one could ever pick anything on the Sabbath, even if they were STARVING! "Picking grain is WORK," they said. "And if you work on the Sabbath, you will not be obeying God's commandment to honor the Sabbath."

Jesus said to them, "Don't you remember what King David did? He and his friends were once very hungry. There was no food around except the bread that only priests were supposed to eat. So they ate it—and it was all right!" **Show piece of bread.** "The Sabbath rules were made to help us, not make us slaves!" Jesus was saying that if someone is hungry, it is good for them to be fed!

## Synagogue Test

On another Sabbath, Jesus and His friends went into a synagogue. **Remember the Pharisees' rule about work?** Well, there was someone in the crowd that day who really stood out. **Read Mark 3:1 to find out who it was.**

**Use binoculars to look around the room.** The Pharisees were watching Jesus closely. *Will Jesus break our rule AGAIN?* they probably wondered. They were looking for a reason to tell the authorities that Jesus was a lawbreaking troublemaker—and this might be their chance!

## Compassion Rules!

Jesus looked at the man with the shriveled hand. He said to him, "Stand up in front of everyone." The man stood in front of that whole crowd. Every eye in the synagogue was staring at him and Jesus!







## Big Idea

Do what's right in  
Jesus' eyes, even  
when others don't.

**Let's read Mark 3:4 to find out what Jesus asked the Pharisees.** Jesus was basically saying, "Which is the right way to keep the Sabbath law—by doing good or doing evil? Is it better to save a person's life on the Sabbath or to let someone die so that you don't have to do any work?" Everyone was silent.

**How did Jesus feel? Let's read Mark 3:5. Why do you think the Pharisees did not choose to help others?**

Jesus was angry—these teachers didn't care about helping people or showing love! Jesus was deeply distressed because their hearts were so stubborn and hard toward people who needed help!

Jesus said to the man, "Stretch out your hand." **Was it work for the man to stretch out his hand, or was that allowed on the Sabbath?** The man stretched out his hand and stared as it became completely WELL! Jesus had not DONE anything except speak. The man had done nothing except stretch out his hand! Did they break the rule of the Pharisees? THIS was a tough one for the teachers!

Whatever the teachers may have argued over, they agreed on one fact: Jesus' healing of the man made them furious! HOW furious? They went outside and began to plot a way to KILL Jesus! These people who so wanted to be sure they obeyed God's laws didn't much care about His law that said not to kill! Their hearts were stubborn. They were not going to let this troublemaker tell THEM what God said—even if it meant they had to KILL Him to shut Him up and make it look like they were right!

## TIP

Show Lesson 7 Poster and ask students to identify the people shown.



## Wrap-Up

Jesus showed what God's love is really like when He cared about the needs of the people around Him. And He chose to do that every day, not just on days when other people thought He should! Show calendar. Jesus wants us to show God's love every day, too.

Following Jesus is about more than just obeying a bunch of rules. When we follow Jesus, we do the things He did—we show love to other people and care about their needs. And we choose to do these things because we know that Jesus really loves us! Our Bible verse today tells us how we can show God's love to others! Read aloud Galatians 6:2. We carry each other's burdens when we help each other and care about problems that other people have.

### Action Plan

Discuss situations in which people can choose to do good, and tell ways to do what's right in Jesus' eyes.

## Connecting Kids to Jesus



In today's story, Jesus showed that He was in charge. He knew what was right to do and He did it. Jesus is in charge because He is God's Son, the One sent to be our Savior. When we decide to follow Jesus, we ask Jesus to be in charge of our lives, too. We choose to love Him and follow His example of loving others.



# Get Talking

(25-30 minutes)

Distribute Lesson 7 *Kid Talk Cards*. Students read the comic strip on Side 1 and draw pictures in the blank spaces to show what happened in the story.

- **Why were the Pharisees upset with Jesus?** (They cared more about their way of doing things than about showing love to others.) **What did Jesus want them to do instead?**
- **What did the Pharisees choose to do? Why?**
- **What would Jesus tell kids your age about doing what's right?**



## Whiteboard Time



Jesus wants all of us to care about what is most important: loving God and loving others! Let's think about some reasons why we do good things. At top of whiteboard, print "Reasons to Share." Students tell reasons a person might share ("My friend wants me to," "It's kind," "I want people to share with me," etc.). Write, or let students write, students' ideas on the whiteboard. **What's a situation in which you might share with a friend?** Repeat with other good things people do (be patient, keep promises, tell the truth, etc.).

**The best reason to do good things is to show our love for Jesus and do what is right in His eyes!** Students look at Side 2 of *Kid Talk Cards* and read Bible verse together. Invite students to choose the correct words to fill in the blanks and discover times when kids can help others.

- **What do you think the law of Christ is?** (Following Jesus by showing His love to others.) **What does Galatians 6:2 tell us to do?** (Carry each other's burdens. Help each other.) **Helping and caring for others is a way to do what's right in Jesus' eyes! How have you helped someone who was having a hard time? How has someone helped you?**
- Point to calendar photo. **What are some ways you can do what's right and help others on a Sunday? On a weekday? On a Saturday? At school? At the park?**
- **What are some other ways you can do what's right this week?** (Do my best at school. Treat others kindly. Tell others that Jesus loves them.)



## Prayer



Invite volunteers to tell prayer requests. Then pray with students about the needs and concerns they mention. Remind kids that prayer is talking with God and that prayers can be thought, spoken, sung or written. Tell kids why you pray and how prayer helps you.

## Art

Give each student a Calendar page. Encourage students to call out ideas of ways to help. Print students' ideas on large sheet of paper for others to see and use on their own calendars. Students fill in calendars with ways they can do what's right and help others, and then decorate pages as desired. Fill out a calendar page for yourself, too. Students take home calendars and attempt to use the listed ideas during the week.

### YOU NEED

One Calendar page (from CD-ROM) for yourself and each student, large sheet of paper, markers.

**Connect:** Every day of the week is a good day to do what's right in Jesus' eyes and show His love to other people! Keep your calendar as a reminder of lots of great ways to help others this week. I hope you find out how great life is when you do what is right in Jesus' eyes!

### TIP

Because students value the opinions of their peers so highly, try to deal with any discipline problems individually or without focusing attention on the student who is misbehaving. To refocus a student on the topic, direct a question to him or her.



## Game

Ahead of time, place a masking-tape line on the floor to divide the playing area in half.

Give each student a sheet of paper and a pencil. **What is a way you can do what's right and help someone this week?** Students write answers on paper, crumple up paper to make balls and place balls in a pile. Encourage students to write more ideas on additional sheets of paper, making as many balls as possible. Then divide group into two teams. Each team stands on one side of playing area. Divide balls between students. While you count down aloud from 20 to 1, teams toss paper balls over the dividing line, trying to see how many balls they can toss into the other team's territory before you reach 1. Count the balls on each team's side and invite the team with the fewest balls to open several of the paper balls and read the answers aloud. Repeat as time permits.

### YOU NEED

Masking tape, paper, pencils.

**Connect:** Great job helping each other in this game! Helping each other is a way to do what's right. No matter what you do this week, look for ways to do what's right in Jesus' eyes!

## Get Going

Direct students to look again at Side 2 of their *Kid Talk Cards*. **Take a moment to think about what you plan to do this week to do what's right in Jesus' eyes and show His love to others.** Play "Following Jesus" (track 2 on *Worship CD*), inviting students to listen or sing along. **You can follow Jesus every day! Let's remember to help each other as we follow Jesus this week.** Distribute Lesson 7 *Family Fridge Fun* papers as students leave.

