

Mission Possible!

Dear Teacher,

As a shy kid, I felt like the Great Commission was the worst duty Jesus had put on my to-do list. Tell others about Him? Scary! But I finally realized that my view was wrong: Jesus did NOT give this task as a duty; rather, He was inviting His followers to join Him in the great adventure of reconciling the world to Himself!

What could be more exciting than talking about the One you love the most? What could be more fun and fulfilling than helping people follow Jesus and live forever in amazing joy? It's a "can't keep it to myself" outflow of love!

I pray that my love might overflow into gracious actions—actions that are marked by a family likeness to Jesus.

That's not a duty—that's a delight!



Mary Davis

Senior Editor



Big Idea

Jesus gives us power and courage to help others know and love Him, too!

Action Plan

Describe how my words and actions can help others know the good news about Jesus.

Bible Verse

"You will receive power when the Holy Spirit comes on you; and you will be my witnesses in Jerusalem, and in all Judea and Samaria, and to the ends of the earth." Acts 1:8

Connecting You to Jesus



The Great Commission given by Jesus not only includes a command but also a promise: “I am with you always, to the very end of the age” (Matthew 28:20). These words are significant, because they represent God’s plan for Jesus from start to finish. The prophet Isaiah told of the child who would be born and called “Immanuel” (see Isaiah 7:14). Matthew told us the meaning of “Immanuel”: “God with us” (see Matthew 1:23). From Isaiah to Matthew and then from Jesus Himself, we learn of the One sent by God to be with us and bring us salvation.



LESSON MATERIALS

- The basics (see contents)
- Skateboard
- Get Thinking—Tangrams page and Challenges page (from CD-ROM)
- Story Props (see p. 39)
- Materials for Art or Game activity (see pp. 44-45)

Lesson Extras!



1. Help your kids learn the main ideas of the books of the Bible by playing Get a Clue. Use the first 16 books of the New Testament for this lesson.

2. Students learn about today’s Bible story by completing “Promise Maze” puzzle.



3. Show “Lesson 4: Let’s Share” on *Creative Clips DVD*. Sharing Jesus with others is a way of being generous with our faith. Today we’re talking about ways of witnessing about Jesus.



Get Thinking

(10-15 minutes)

Welcome students and help them begin to think about today's Big Idea.

Tangram Challenge

Students cut out tangrams and arrange them to form the shapes on the Challenges page. Encourage students to help each other.



Big Idea

Jesus gives us power and courage to help others know and love Him, too!

Connect:

- What was the hardest thing about creating these shapes? How many shapes could you make without referring to the lines?
- If you had only three of these shapes, what would you not be able to do? (You would not be able to meet the challenges or complete the shapes.)

YOU NEED

One copy of Tangrams page and Challenges page (from CD-ROM) for each student, scissors.

- Jesus has an exciting challenge for each and every one of us—and each of us is an important part of it. He left us important directions to follow!



Get God's Word



(15-25 minutes)

Mission Possible!

Help students find Acts 1 in their Bibles. Tell the following story summary in your own words, guiding students to find answers in their Bibles.

Story Starter


Before class, make a masking-tape line down the center of the room. **Let's play a game about the BEST news.** Have students line up by standing on the line. **If you think "I got a puppy" is the best news, jump to the right side of the line. If you think "I hit a home run" is the best news, jump to the left side of the line. Ready? 1-2-3, JUMP!**

Continue activity with other news: "My dad is taking us to the beach" or "My dad is taking us to the water park"; "I get to choose where we eat dinner" or "I get to choose which game to buy." **We all have different ideas about which is the best news. In our story today, we'll find out the best news that people have been talking about for hundreds of years.**

YOU NEED

Bible for yourself and each student; Lesson 4 Poster; masking tape; lengths of green, brown and white fabric; skateboard.

STORYTELLING IDEA



Use lengths of white, green and brown fabric (or butcher paper) to help tell the story. Lay fabric out on the floor to represent Jerusalem (white), the Mount of Olives (green) and the road (brown) between them. Walk on the fabric as directed while you tell the story.

Amazing Days

After He died and rose again, Jesus spent time in Jerusalem with His friends. **Stand on white fabric. Read Acts 1:3 to find out what Jesus did with His friends.** For 40 days, Jesus and His disciples ate together, walked together and talked together. Jesus wanted His friends to understand why He had died and come back to life. He wanted them to know that when He rose from the dead, He showed everyone that He is stronger than ANYTHING, even death. Now all people could have their sins forgiven, join God's family and live forever with Him!

Walking and Talking

When the 40 days were over, Jesus asked His friends to meet Him on the Mount of Olives. This was a hill near Jerusalem. Jesus had some important things to say to His friends. They didn't know it, but these would be Jesus' LAST words to them!

As the disciples walked out of the city of Jerusalem and up the hill, they must have talked about many things. **Walk in place on brown fabric.**

Mountaintop Meeting

Finally, Jesus and His friends were gathered together at the Mount of Olives. **Stand on green fabric.** If I had been there, I would have been pretty excited to hear Jesus teach again! And that's just what Jesus did!

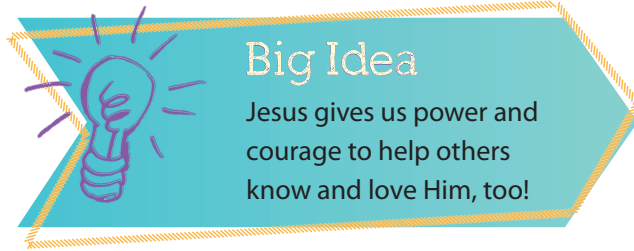
Jesus' friends still didn't understand everything that Jesus had been teaching them, so they asked the question they'd all been wondering about. "Lord, NOW is it time to overthrow the Romans?" one of the disciples said. "Will we finally have our own kingdom again?"

Jesus answered them by saying, "Knowing God's plans isn't your job." But Jesus DID have a BIG JOB FOR THEM TO DO!

"Go and tell people from all nations about Me," Jesus said. "Show them how to live as part of My family. Baptize them. Teach them to obey the things I have commanded you."

What do you think Jesus' friends thought when they heard what Jesus said? Jesus' friends probably thought that this job sounded HARD! *He wants us to tell the WHOLE WORLD about Him?! That's a lot of people! How do we do that?* they must have thought. But Jesus knew what they were thinking, and He knew that they would not have to do this job ALONE—HE would help them!





“Look,” Jesus said. “I’ll always be with you—I promise! And that promise is good until the end of time!”

Read Acts 1:8 to find out where Jesus wanted His followers to witness, or tell, about Him. Not only did Jesus want His followers to teach about Him in their own city of Jerusalem and in the nearby areas of Judea and Samaria, but Jesus also wanted them to tell EVERYONE in the world the good news about Jesus! Jesus promised that God would send His Holy Spirit to guide the disciples and give them power and courage to tell the good news of Jesus. “Wait in Jerusalem until you receive this power,” Jesus said.

Jesus Leaves

After Jesus said this, something ASTONISHING happened! Jesus began to rise up into the air! His friends stared with open mouths as Jesus rose higher and higher and then disappeared into a cloud.

They were still staring when two angels appeared. **Read Acts 1:11 to discover what the angels said.** What a promise! The disciples didn’t have to be worried or upset because Jesus had left them. No! They could believe His promise that Jesus would be with them by sending the Holy Spirit, and they could be confident that one day He would return!

TIP

Show Lesson 4 Poster and ask students to tell what the disciples might be thinking or feeling.

TIP

Invite a volunteer to read aloud the definition of the word “ascend” on page 294 of *What the Bible Is All About for Kids*.

Jesus’ friends walked back to Jerusalem, still amazed. **Slowly walk on brown fabric, moving to stand on white fabric again.** They obeyed Jesus and waited in Jerusalem. And soon, the Holy Spirit came. Now the disciples had the power Jesus had talked about! They began telling EVERYONE about Jesus, just as Jesus had said to do! As they traveled and told people about Jesus, MANY people joined God’s family! YES! With the power of God’s Spirit and with Jesus’ promise to always be with them, this big job could be done!

Wrap-Up

What an amazing ending to Jesus' life on Earth! But Jesus' story didn't end when Jesus went back to heaven. Ever since then, people have been telling others, or witnessing, about Jesus. That's what today's Bible verse tells us to do. Read aloud Acts 1:8.

Every day we go to different places. We ride in cars or buses, we walk, and sometimes we might ride skateboards! Show skateboard. But no matter how we get wherever we go, Jesus is with us, giving us courage and power so that our words and actions can help others know the good news about Him.


Action Plan

Describe how my words and actions can help others know the good news about Jesus.

Connecting Kids to Jesus



When Jesus gave the Great Commission, He promised to always be with us. These words remind us of God's wonderful plan for Jesus. Long before Jesus was born, the prophet Isaiah said that Jesus would come and that He would be called "Immanuel," which means "God with us" (see Isaiah 7:14). Jesus is the One sent by God to be with us and bring us salvation.



Get Talking

(25-30 minutes)

Distribute Lesson 4 *Kid Talk Cards*. Talk about the question on Side 1. Then invite students to cross off every odd-numbered letter to discover words that complete the answer to the question.

- **What do you think was the most important thing Jesus wanted His disciples to remember?** (To teach about Him in many places. That He would be with them.)
- **What things do you think Jesus' disciples would have told others about Jesus?** (The miracles they saw Him do. The things He taught them.)
- **Why did Jesus think His disciples would be able to do this job?** (Jesus promised to be with them. The Holy Spirit would give them power.)



Whiteboard Time



On whiteboard, draw a large conversation balloon and a large hand shape. **There are many things we can say or do to help others know and love Jesus. What can we say? What can we do?** Students take turns writing their ideas (say “Jesus loves you,” say “Jesus can help you if you ask,” show respect to someone as a way of showing God’s love, etc.) in either the conversation balloon or on or around the hand shape. (Note: Erase board as needed.)

Students look at Side 2 of *Kid Talk Cards* and read Bible verse together. **The verse says to tell people all over the world about Jesus.** Refer to skateboard photo. **And the skateboard reminds us to tell people in our own neighborhoods.** Students read what some kids might tell about Jesus; then they write what they would say. In your discussion, be sure to tell what you would tell others about Jesus.

- **What would you tell a friend about why you follow Jesus?** (He loves me. He helps me. I don’t have to die and be separated from Him forever.)
- **What is the first thing you think of when I ask, “What do you know about Jesus?”**
- **What are some other promises Jesus gives us that can help us as we tell others about Him?** (He will hear our prayers. He will help us do what is right.)

Prayer



Invite volunteers to tell prayer requests. Then pray with students about the needs and concerns they mention. Briefly explain that the first step to telling others about Jesus is to pray for them. **Invite Jesus to help you know the best way to show His love to each person you're praying for.**

Art

Give each student a copy of the God Loves You Booklet. Students cut apart and assemble the pages in order. Invite students to take turns reading the pages. Students personalize the booklets by coloring the pictures and words and then drawing decorations. Then they staple the pages of the booklet together.

YOU NEED

One double-sided copy of God Loves You Booklet (from CD-ROM) for each student, scissors, markers, stapler.

Connect: This booklet is a great way to let someone know how to get to know Jesus. Who would you like to give your booklet to? If you aren't sure who to give it to, ask God to help you know just the right person. And when you give away the booklet, remember to pray for the person who is reading it.



TIP

Make additional copies of the booklet, and suggest students make extra booklets to keep in your classroom or to give away.

Game

Students stand in a circle. Lead students to say “You will be my witnesses,” one word per student. The student who says the keyword “witnesses” sits down. Continue repeating the phrase, until only one student is standing. This student then names a place to tell others about Jesus, words or actions that tell about Jesus, or a specific thing he or she knows and can tell about Jesus. Have kids trade places in the circle and repeat activity several more times. Then play the game using other phrases (“you will receive power when the Holy Spirit comes,” using “power” as the keyword; “to the ends of the earth,” using “earth” as the keyword).

YOU NEED

Bibles.

Connect: Acts 1:8 tells us that Jesus wants us to be witnesses. We can be witnesses anywhere, using the words and actions we already know! We can tell what we know about Jesus and tell our own stories about what He has done in our lives.

Get Going



Direct students to look at Side 2 of their *Kid Talk Cards* again. **Look again at the ideas of what to tell others about Jesus. Think of a person you could tell this good news to during the coming week!** Play “Pray!” (track 5 on *Worship CD*), inviting students to listen or sing along. **When we talk to God, it’s good to know that He gives us the courage and power we need to tell others about Jesus.** Distribute Lesson 4 *Family Fridge Fun* papers as students leave.

