

Working on the Sabbath?

Dear Teacher,

One Sunday, I watched as a visiting family arrived early to the worship service and chose a place to sit. A few moments later, a family who had attended our church for many years came and found that “their” seats were taken. Instead of finding another place to sit, they left, and the following week they made sure they arrived at church earlier. It was sad that the family missed out on seeing God at work in the visitors’ lives.

If we’re not careful, we can find ourselves in similar situations. That’s what happened to the Pharisees. They stuck to their traditions and were upset when Jesus healed someone during “their” Sabbath service. This week, examine areas of your life where traditions or being comfortable where you are may hinder you from being a part of something wonderful that God has planned.



Lisa Pham

Editor



Big Idea

Do what’s right in Jesus’ eyes, even when others don’t.

Action Plan

Discuss situations in which people can choose to do good, and tell ways to do what’s right in Jesus’ eyes.


Bible Verse

“Carry each other’s burdens, and in this way you will fulfill the law of Christ.” Galatians 6:2

Connecting You to Jesus



When Jesus' actions on the Sabbath went against the established rules of the Pharisees, He showed the authority given to Him as God's Son, the Savior. When we decide to be followers of Jesus, we give Him authority over our lives, too. We choose to love Him and follow His example of loving others.



LESSON MATERIALS

- The basics (see contents)
- Calendar
- Get Thinking—baking dish, water, towel, marble, dried bean
- Story Starter—six sheets of newspaper
- Story props (see p. 69)
- Materials for Art or Game activity (see pp. 74-75)

Lesson Extras!



1. Help your kids learn the names of books in the New Testament by playing Content Concentration. Use only the first 12 books of the New Testament for this lesson.



2. Students discover Galatians 6:2 by completing "Alphabetical Order" puzzle.

3. God wants us to stay focused on what is right in Jesus' eyes. Here's an example of what great focus looks

like. Show "Lesson 7: Royal Distractions" on Spring *Creative Clips* DVD. What are some things that distract you when you are trying to focus on doing what is right?



Get Thinking



(10-15 minutes)

Welcome students and help them begin to think about today's Big Idea.

Law of Gravity

Lead students to experiment with the law of gravity. Fill a baking dish with water and place it on a towel on the floor. Students take turns holding a marble and a dried bean at the same level above the dish. **Which will fall faster: the marble or the bean?** Students predict what will happen. Then student holding the items drops them at the same time. Other students watch the water carefully to see which lands first. Repeat with other students holding items at different levels.



Big Idea


Do what's right in Jesus' eyes, even when others don't.

YOU NEED

Baking dish, water, towel, marble, dried bean.

Connect:

- What made the marble and bean fall? (The law of gravity.)
- Even though the marble weighs more than the bean, they fall at the same speed because gravity pulls things to the earth at the same speed.
- Today we'll talk about a different kind of law. It's what the Bible calls the law of Christ!



Get God's Word



(15-25 minutes)

Working on the Sabbath?

Tell the following story summary in your own words, asking discussion questions as indicated.

Story Starter

Choose two volunteers to do a hand challenge. Give each volunteer three sheets of newspaper. At your signal, volunteers use their nondominant hand to crumple each sheet of newspaper into a ball. After they have finished, ask, **How does your hand feel?** Volunteers answer. **When we use muscles that aren't used to working hard, it can be a challenge!** Today in our story, we are going to talk about a man who had a hand that was shriveled. His hand didn't work at all! We will find out what Jesus did for him and what other people thought about it. Help students locate Mark 2:23 in their Bibles and find the word "Sabbath." **The Sabbath was the name of the day in Bible times when people rested and worshiped God.**

YOU NEED

Bible for yourself and each student, Lesson 7 Poster, six sheets of newspaper, paper, marker, bag, calendar.



STORYTELLING IDEA

On separate papers, print these words and number them in order: "Hungry," "Shocked," "Sad," "Angry" and "Amazed." Place papers in bag. Remove papers and read words aloud as directed.

Big Buzz

By now, Jesus and His friends had become pretty well known. And no matter what Jesus did or said, it seemed that there was always someone watching Him who complained, argued or even told Jesus that He was breaking a rule! Today's Bible story starts on one of those days when the Pharisees, the religious leaders, were watching Jesus.

TIP

Read aloud information on page 351 in *What the Bible Is All About for Kids* to find out about the kinds of grain grown in Bible times.

Jesus and His disciples were walking through a field of grain. And they were—**Remove Paper 1 from bag and show it**—HUNGRY! **Where do you go to get food when you are hungry?** There must not have been any place to buy food, because they started picking the grain to eat! It was kind of like eating nuts or granola.

Well! When the Pharisees saw the disciples picking the grain, they were—**Remove Paper 2 from bag and show it**—SHOCKED! The Pharisees were men who really wanted to make sure that they and everyone else obeyed the religious laws. These laws went beyond what God's Word said. The Pharisees' rule said that no one could ever pick anything on the Sabbath, even if they were STARVING! "Picking the grain is WORK," they said. "And no one should work on the Sabbath."

Jesus said to them, "Don't you remember what King David did? He and his friends were once very hungry. There was no food around except the bread that only priests were supposed to eat. So they ate it—and it was good that they did!" Jesus explained that the Sabbath rules are supposed to help people! Jesus wanted everyone to know that if someone was hungry, it was good for them to be fed.

Healing Miracle in the Synagogue

On another Sabbath that was probably not long after this, Jesus and His friends went to the synagogue. (The synagogue was the place where people in Bible times went to worship God and read His Word.) When Jesus was in the synagogue,

He noticed a man whose hand was shriveled. The man couldn't use his hand at all! **How do you think this man felt?** This man must have felt—**Remove Paper 3 from bag and show it**—SAD!

When Jesus saw the man, He said, "Stand up in front!" **How do you think the man felt when he heard Jesus' words? Do you think he wanted to do what Jesus said?** The Pharisees were watching Jesus closely. *Will Jesus break our rule AGAIN? Will He say that healing a man with a shriveled hand is more important than obeying our rule of not working on the Sabbath?* they probably wondered. They were looking for a reason to tell the authorities that Jesus was a lawbreaking troublemaker—and this might be their chance!





Compassion Rules!

The Bible tells us that the man stood in front of that whole crowd. Every eye in the synagogue was staring at him and Jesus!

Jesus knew what the Pharisees were thinking. He asked them, "On the Sabbath, is it better to do good and save a life, or to do evil and hurt someone?" **How would you have answered Jesus' question?** Well, in the synagogue that day, everyone was silent. **Why do you think the Pharisees did not say anything?**

TIP

Show Lesson 7 Poster.
What do you think the Pharisees are thinking?
What are the other people thinking?

Jesus became—**Remove Paper 4 from bag and show it**—ANGRY, because He knew that these religious leaders cared more about keeping the Sabbath than they did about helping people or showing love!

Jesus said to the man, "Stretch out your hand." The man stretched out his hand and stared as it became completely WELL! Jesus had not DONE anything except speak. The man had done nothing except stretch out his hand! The people in the synagogue must have been—**Remove Paper 5 from bag and show it**—AMAZED!

But now, the Pharisees were furious! HOW furious? They went outside and began to plot a way to KILL Jesus! These people who so wanted to be sure they obeyed God's laws didn't much care about His law that said not to kill! They were convinced that they knew better than Jesus how to obey God's laws.



Wrap-Up

Jesus showed what God's love is really like when He cared about the needs of the people around Him. And He chose to do that every day, not just on days when other people thought He should! Show calendar. Jesus wants us to show God's love every day, too.

Following Jesus is about more than just obeying a bunch of rules. When we follow Jesus, we do the things He did—we show love to other people and care about their needs. And we choose to do these things because we know that Jesus really loves us! Our Bible verse today tells us how we can show God's love to others! Read aloud Galatians 6:2. We carry each other's burdens when we help each other and care about problems that other people have.

Action Plan

Discuss situations in which people can choose to do good, and tell ways to do what's right in Jesus' eyes.

Connecting Kids to Jesus

In today's story, Jesus showed that He was in charge. He knew what was right to do and He did it. Jesus is in charge because He is God's Son, the One sent to be our Savior. When we decide to follow Jesus, we ask Jesus to be in charge of our lives, too. We choose to love Him and follow His example of loving others.




Get Talking

(25-30 minutes)

Distribute Lesson 7 *Kid Talk Cards*. Students number the story pictures in order.

- **Why were the Pharisees upset with Jesus?** (They cared more about their way of doing things than about showing love to others.) **What did Jesus want them to do instead?**
- **What did the Pharisees choose to do? Why?**
- **What would Jesus tell kids your age about doing what's right?**



Whiteboard Time



Jesus wants all of us to care about what is most important: loving God and loving others! Let's think about some reasons why we do good things. At top of whiteboard, print "Reasons to Share." Students tell reasons a person might share ("My friend wants me to," "It's kind," "I want people to share with me," etc.). Print students' ideas on the whiteboard. **What's a situation in which you might share with a friend?** Repeat with other good things people do (be patient, keep promises, tell the truth, etc.).

The best reason to do good things is to show our love for Jesus and do what is right in His eyes! Students look at Side 2 of *Kid Talk Cards* and read Bible verse together. Invite students to cross out the Xs and Zs to discover the words in the conversation balloons.

- **What do you think the law of Christ is?** (Following Jesus by showing His love to others.) **What does Galatians 6:2 tell us to do?** (Carry each other's burdens. Help each other.) **Helping and caring for others is a way to do what's right in Jesus' eyes!** **How have you helped someone who was having a hard time?** **How has someone helped you?**
- Point to calendar photo. **What are some ways you can do what's right and help others on a Sunday? On a weekday? On a Saturday? At school? At the park?**
- **What are some other ways you can do what's right this week?** (Do my best at school. Treat others kindly. Tell others that Jesus loves them.)

Prayer



Invite volunteers to tell prayer requests. Then pray with students about the needs and concerns they mention. Remind kids that prayer is talking with God and that prayers can be thought, spoken, sung or written. Tell kids why you pray and how prayer helps you.

Art

Give each student three sheets of paper. Each student layers one sheet on top of the other so that papers look like stairs. Students then fold papers so that six layers show. Help students staple pages in place. Students print “My Helping Plan” on the top page and print the days of the week (Monday-Friday) on the edge of the pages. Students lift pages and write or draw ways they can help others each day of the coming week.

YOU NEED

Paper, staplers, markers, sample of calendar (see directions and photo).

Connect: Where can you put your calendar at home as a reminder of your plan to do what’s right and help others? During the week, we can pray for each other that we’ll remember to do what’s right. Next week, let’s talk about how our plans worked out.

My Helping Plan

Monday

Tuesday

Wednesday

Thursday

Friday

TIP

For a simpler method, give each child five sheets of paper and help them staple pages together. Show children how they can tear a page off for each new day of the week, as you would with a daily calendar.

Game

Lead students to play a game like Sharks and Minnows. Stand in the middle of an open area of the room. Students stand on one side of the open area. (Note: With rope or masking tape, mark boundaries as needed and designate a safe zone at either side of the open area.) At your signal, students try to run across the room while you try to tag them. Any student you tag remains in the middle with you and helps you tag others as they run across the room. Continue until all or most students have been tagged. Play additional rounds of the game as time permits.

YOU NEED

Rope or masking tape.

Connect: It's fun to help each other play games! Helping each other is a way to do what's right. No matter what you do this week, look for ways to do what's right in Jesus' eyes!

Get Going



Direct students to look again at Side 2 of their *Kid Talk Cards*. **Take a moment to think about what you plan to do this week to do what's right in Jesus' eyes.** Play "Following Jesus" (track 2 on *Worship CD*), inviting students to listen or sing along. **You can follow Jesus every day! Let's remember to follow Jesus this week.** Distribute Lesson 7 *Family Fridge Fun* papers as students leave.

